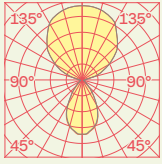


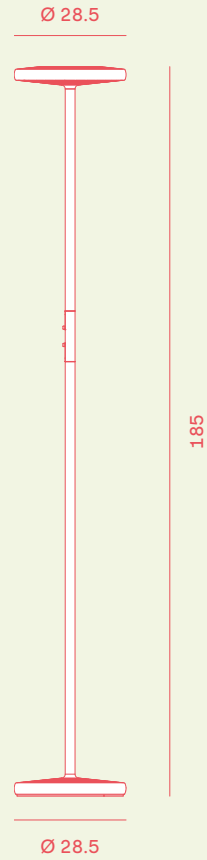
SOL F1

SCHEMATIC LIGHT DRAWING



UGR < 16

TECHNICAL DRAWING



MAIN SPECIFICATIONS

Light Source	Power	Kelvin	Dimmer	Lumen	CRI	IP
MID POWER LED	62W	2.700	Potentiometer	6.820 up + 1.980 down	90	20
MID POWER LED	62W	3.000	Potentiometer	6.820 up + 1.980 down	90	20

CATALOGUE

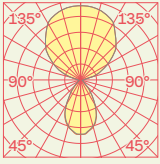


GRID



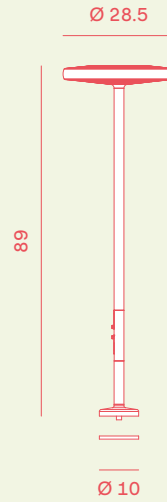
SOL T1

SCHEMATIC LIGHT DRAWING



UGR < 16


TECHNICAL DRAWING



MAIN SPECIFICATIONS

Light Source	Power	Kelvin	Dimmer	Lumen	CRI	IP
MID POWER LED	62W	2.700	Potentiometer	6.820 up + 1.980 down	90	20
MID POWER LED	62W	3.000	Potentiometer	6.820 up + 1.980 down	90	20

CATALOGUE

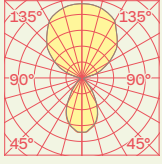


GRID



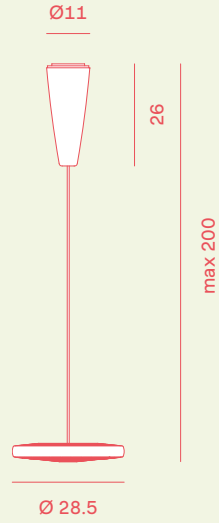
SOL H1

SCHEMATIC LIGHT DRAWING



UGR < 16

TECHNICAL DRAWING



MAIN SPECIFICATIONS

Light Source	Power	Kelvin	Dimmer	Lumen	CRI	IP
MID POWER LED	57W	2.700	Potentiometer	5.900 up + 1.980 down	90	20
MID POWER LED	57W	3.000	Potentiometer	5.900 up + 1.980 down	90	20

CATALOGUE



Graphite



Dark
bronze



Matt
black



Matt
white



Bronze

GRID



Black
(matt)



White
(matt)



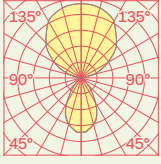
Chrome
(matt)



Gold
(matt)

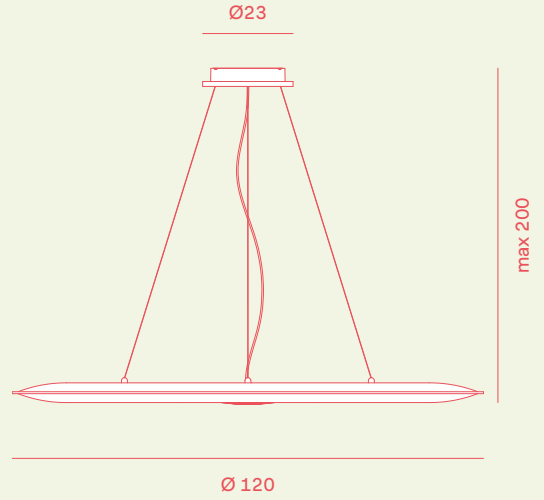
SOL H2

SCHEMATIC LIGHT DRAWING



UGR < 16

TECHNICAL DRAWING



MAIN SPECIFICATIONS

Light Source	Power	Kelvin	Dimmer	Lumen	CRI	IP
MID POWER LED	57W	2.700	Potentiometer	5.900 up + 1.980 down	90	20
MID POWER LED	57W	3.000	Potentiometer	5.900 up + 1.980 down	90	20

CATALOGUE



Matt
white

SATIN SELECTION



Graphite



Dark
bronze



Matt
black



Bronze

FABRICS



Cherry



Moss
green



Dove grey



Sand

GRID



White
(matt)

GRID



Black
(matt)



Chrome
(matt)



Gold
(matt)