

SOUVLAKI STANDALONE

FARETTO A PLAFONE CON DIFFUSORE IN VETRO E DRIVER INTEGRATO

1SVH2 001 35 ZL1

GENERAL

Ceiling

Surface

IP20

Lumen: 726

Interior

Glass: Glass semispherical

LED

MID POWER LED

3.000 K

CRI 90

220- 240V 50Hz

Macadam step 2

LED Life L80 B50 > 55.400 h

Classe Energetica: F


ELECTRICAL

220- 240V 50Hz

9,5 W

Classe 1

Driver included



OPTICAL | PHOTOMETRIC

Lightning Type: Indirect

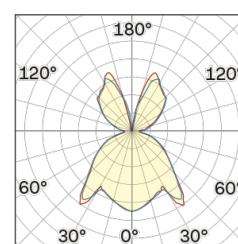
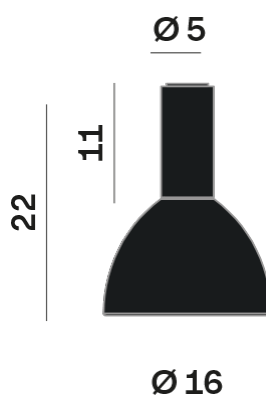
Light Distribution: Symmetric

COLOR

● 35, Nichel opaco



Discover
Souvlaki



Semispherical